



Collège LaSalle
Montréal




How to do the placement on Duolingo

1. Create your account

- Go to <https://englishtest.duolingo.com/en>
- Create your account by clicking on the sign up button. You must use the LCI email address that the college gave you.



Certify your English proficiency today

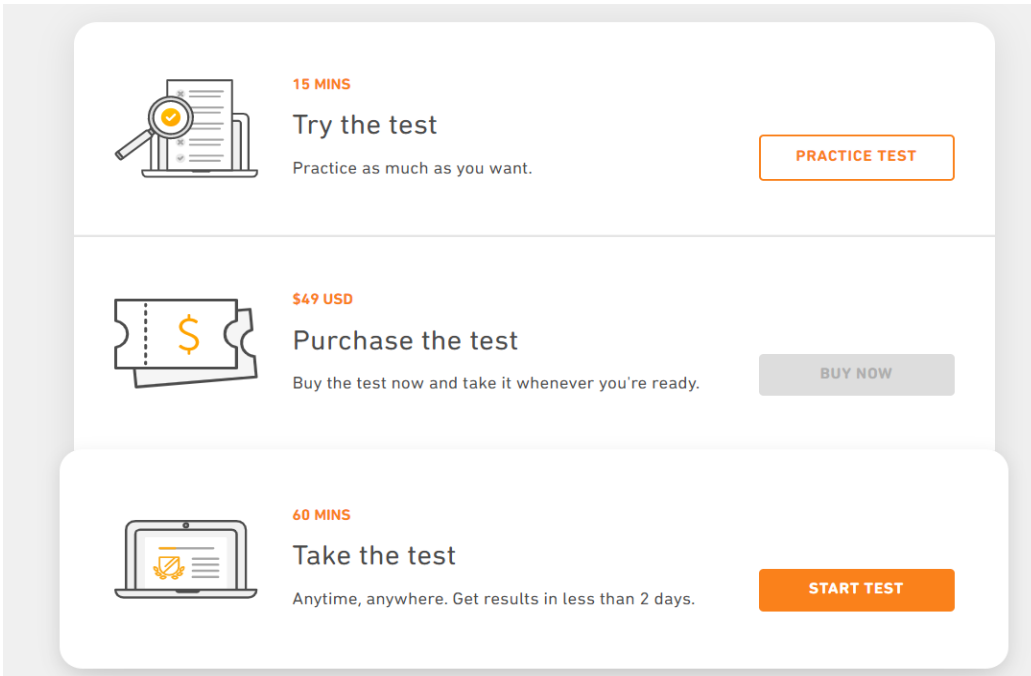
-  Take the test online anytime, anywhere
-  Finish in 1 hour and get results in 2 days
-  Accepted by over 2000 institutions

[TAKE A TEST](#)

[Help](#)

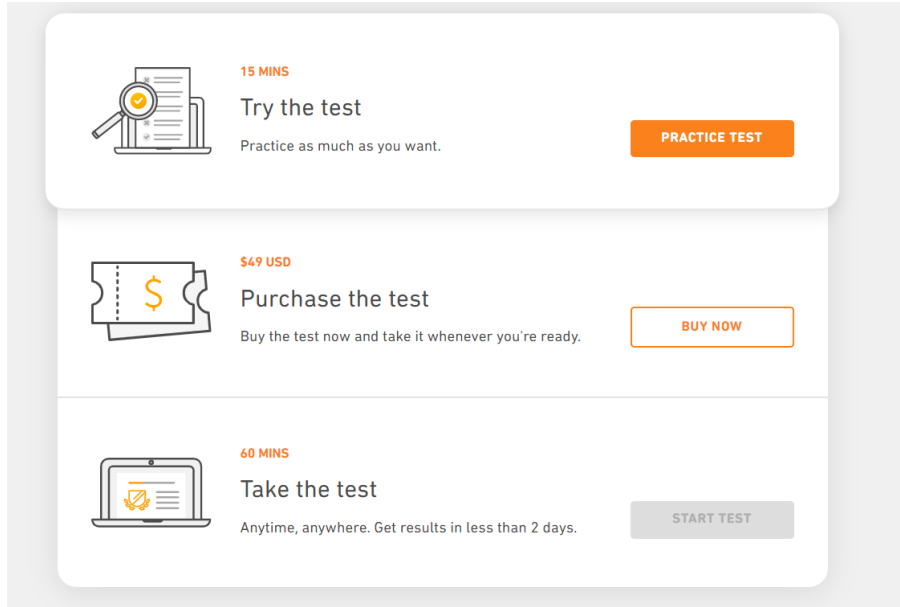
2. Try the test and purchase it

- You can do tryouts as many time you want. It will give you an idea of the test structure and types of questions the real test has.
- When you are ready, you need to buy the test. Once you bought it, you will be able to take it.
- When you are ready, click on start test.



This screenshot shows a user interface with three options for taking a test. Each option includes an icon, a duration or price, a title, a description, and a button.

Option	Duration/Price	Title	Description	Button
Try the test	15 MINS	Try the test	Practice as much as you want.	PRACTICE TEST
Purchase the test	\$49 USD	Purchase the test	Buy the test now and take it whenever you're ready.	BUY NOW
Take the test	60 MINS	Take the test	Anytime, anywhere. Get results in less than 2 days.	START TEST








This screenshot shows the same user interface as the previous one, but with a different button state for the 'Take the test' option.

Option	Duration/Price	Title	Description	Button
Try the test	15 MINS	Try the test	Practice as much as you want.	PRACTICE TEST
Purchase the test	\$49 USD	Purchase the test	Buy the test now and take it whenever you're ready.	BUY NOW
Take the test	60 MINS	Take the test	Anytime, anywhere. Get results in less than 2 days.	START TEST

3. Take the test

Let's set up your test area

You must have everything below to start the test.

-  Your passport, driver's license, or other government-issued photo ID
-  A quiet, well-lit room with no one else present
-  35–45 minutes of free time to take the test
-  A reliable internet connection
-  A computer with a front-facing camera, a microphone, and speakers

[QUIT](#) [START](#)



Collège LaSalle
Montréal

GOOD LUCK!